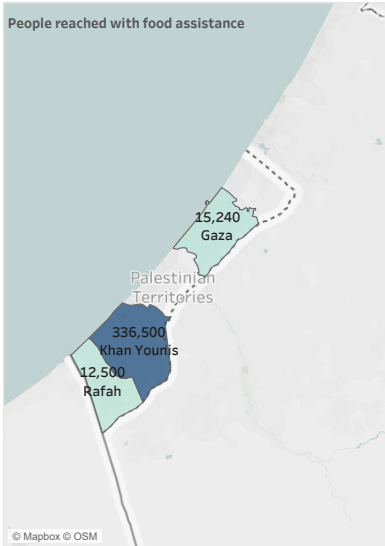


## GAZA Emergency Food Security Sector Emergency Response Dashboard



The boundaries and names shown and the designations used in this map do not imply official endorsement or acceptance by the United Nations.

People reached per month (October 2023-June 2024)



**Food Insecure people**  
2.1 M

**Daily Target People**  
2.1 M

**Funding Required (Gaza) (\$)**  
(oPt. Flash Appeal '24)  
680.5 M

Submit your data here  
Check our website

Select filters below

**Reporting period**  
16-22 October 2023

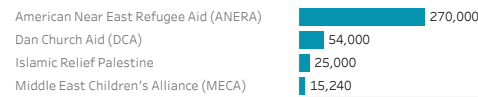
**FSS partner**  
All

**People reached for filtered reporting period\***  
364,240

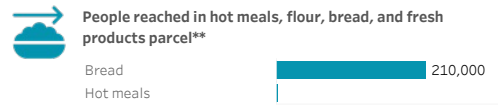
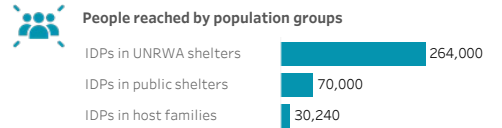
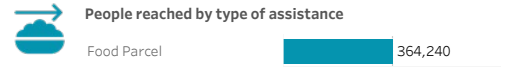
The figure above represent people benefiting from food parcels and vouchers/CBT. It does not include other complementary assistance (hot meals, bread, flour, and fresh product parcel).

**FSS partners operating in the selected reporting period**  
6

**People reached by FSS partner**



**Note:** Move your cursor over the number to view the implementing partners.



**Farmers/herders reached with fodder distribution**

**\*Note:** this represents the number of people reached in the selected week from the total **daily target of 2.1 M individual**.

**\*\*Note:** Weekly reach with hot meals, bread, and flour is estimated based on the distributed units.

**Disclaimer:** Figures on food assistance was done in collaboration among various partners. Therefore, the numbers presented may encounter double counting.